



# Instructions | Part#: BM4031

## Case/IH, Blower Motor Update Kit

### Fits Case/IH Models:

**Tractors** 1896, 2090, 2094, 2096, 2290, 2294, 2390, 2394, 2470, 2590, 2594, 2670, 2870, 3294, 3394, 3594, 4490, 4494, 4690, 4694, 4890, 4894, 4994



**Crawler** 1150E, 1150G, 1150H, 1450B




**Backhoe** 580 Super E, 580D, 580G, 680H, 680K, 680L

**Ford/New Holland Tractor** 8670, 8670A, 8770, 8770A, 8870, 8870A, 8970, 8970A



When replacing original 2 wire blower assembly with new 4 wire, high efficiency assembly you must bypass original resistor and connect wires (red, yellow, orange) directly to blower switch. New 4 wire motors have new style resistor built in to motor. Leave the (C) constant power & the (B) Battery terminal hooked up in their original locations on switch.



-  **Yellow Wire:** Connect to (L) on switch-Low Speed
-  **Red Wire:** Connect to (M) on switch-Medium Speed
-  **Orange Wire:** Connect to (H) on switch-High Speed